

Evening Star Gazette

Newsletter of the Evening Star Quilt Guild
of Birmingham, Alabama

November 2009
Volume 12, Issue 3

Next Meeting: November 5, 2009

Many of our members have expressed an interest in learning to preserve their memories through quilting. We will learn to take good pictures, transfer them to fabric, make photo quilts and tee-shirt quilts, then learn to record our quilt histories. The first step in this process will be the November program on capturing pictures and transferring them onto fabric. For this program we have two speakers of exceptional ability. The first is ESQG member, Nancy Forshaw, a vice-president with Regions bank and a past president of our guild. Nancy is an accomplished quilter who has made many photographic quilts. She has graciously agreed to share the knowledge she has gained from making quilts incorporating photographs. Also speaking at this program is ESQG member, Tamara Heinemann, who is part of the management team at Wolf Camera in Homewood and is one of their photo-school instructors, teaching at work and off site. Tamara is in the national Society of Photofinishing Engineers, is a website designer for multiple organizations, and is our own webmistress and newsletter editor. Tamara will offer tips on how to achieve the most accurate color in a photograph, whether for use in a quilt or for photographing the finished quilt. Various techniques for producing images on fabric will also be discussed with the results from some of these techniques being shown by both women. Handouts will be provided. This promises to be an enjoyable and informative program by two talented ladies. Make sure you bring a notepad as much information will be offered. We'll see you at the meeting!

Inside this issue:

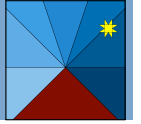
President's Perspective	2
Refreshments List	2
Fat Quarter Exchange	3
Winter Retreat	4
October Minutes	6-7

Starting Time

Mingle with members at 6:30, meeting to start promptly at 7:00.

Visitors are always welcome.

From the President's Perspective



Are you ready for the Holidays? Here it is the first of November and there is so much left to get done by Thanksgiving then Christmas.

I enjoyed seeing all of Ellen Anson's beautiful quilts that she brought for her Trunk Show last month. I am not the Handquilter that she is; but I will be showing a quilt that I have been working on (and off) for 2 years. Ellen mentioned several challenges that she had participated in and I have had several members ask about the Guild having one. At the last Board meeting, we discussed doing one and are working on it. Hopefully by our December meeting we will be ready to present it to Guild.


I think Carol Alprin's Workshop was a hit. I certainly learned a lot. I am still trying to decide how to embellish my wallhanging so I am not sure it will be ready to show at the November meeting but I am hoping some others will have theirs to show.

We still need a Hospitality Chairperson. Mainly, she will be in charge of refreshment sign-up sheets, paper supplies, refreshment set-up & take down and in December and August the coverdish suppers (in which several others are involved). Please volunteer, your Guild needs you.

See you at the meeting, Sara

Refreshments List

<u>Sweet</u>	<u>Salty</u>	<u>Drinks</u>	<u>Setup/Clean up</u>
Tammy Byrns Joye Smith Lura Campbell Ginny Stevens	Patty Huys Ellen Ansen Carolyn Ray LaJauna Davis Pam May Jeanne Heinemann	Sheryl Simpson Susan Barrow Mariah West Bell Woods Marcia Sizemore	



Fat Quarter Exchange

(Editor's note: To give everyone the chance to shop ahead, the full list of upcoming color/patterns will be posted in each newsletter.)

November Meeting bring a "feathered" pattern

- December Meeting bring a Christmas fabric
- January Meeting bring a "snow" fabric
- February Meeting bring a "valentine" fabric
- March Meeting bring an animal print/"pet" fabric
- April Meeting bring an Easter fabric (pastel)
- May Meeting bring Batik fabric
- June Meeting bring an 30's reproduction print
- July Meeting bring a civil war reproduction print




Membership Pictorial Directory

Our 2009-10 ESQG Membership Pictorial Directory is now available for pick up. Members can get their copy at the Members Sign-in Table starting at the November meeting. If you have not picked up your membership card, you will find it clipped to the inside of your Directory.

Any new members, late renewals, or changes in information will be published in the Directory updates. We will print the updates each month if there are any changes and members can pick up these changes at the sign-in table. We will have copies of previous updates each month for those who may miss a meeting, but due to the request of members and confidentiality, these updates will not be included in our newsletters or sent via internet. You must pick up your copies at the sign-in table.

Thanks,
Nancy Allain
Membership Chairman

NAME TAGS – Don't forget to wear your ESQG nametag to the meeting so you can be entered into the Name Tag door prize drawing.



ESQG Board Meeting

The board meetings are held on the **third** Monday of every month at the Hobby Lobby in Hoover (on Highway 31). The meetings start at 6:30 p.m. and run until approximately 8:00 p.m.. All members are invited (and encouraged!) to come and see how the guild is run and participate in the discussions. The dates below are the upcoming board meetings for your convenience.

November 16

No December Meeting Due to the Holidays

January 18

February 15

March 15

April 19

May 17

June 21

July 19

Winter Retreat 2010

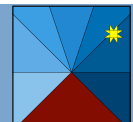
I am so excited about our upcoming January 2010 Winter Retreat. The retreat is a time to finish a project or start a new one, while getting to know other members of the guild. We will have a door prize drawing and optional fun activities. Since the retreat is quickly approaching and we must finalize our contract with Magnolia Park Retreat, it is necessary for everyone who plans to attend to be paid in full by our December 3rd meeting.

The retreat begins on Thursday January 14 through Sunday January 17. You may attend all three nights for \$225, or come for two nights for a cost of \$175.

If for some reason you are unable to attend, you must notify us of your cancellation on or before our November 5th meeting. After this time \$25 of your deposit will not be refunded.

Winter retreat committee

Glenda Jones and Susan Rigby



As part of our continuing education on capturing memories for our families, we will break tradition. Instead of having a workshop the Saturday after the November meeting, we will offer a workshop the Saturday after the January meeting. This workshop will focus on copying photographs onto fabric and then making these photographs into quilts. This workshop will also be a tee-shirt workshop, where members may learn how to take their favorite tee-shirts and turn them into quilts. For members who wish to copy their photographs onto fabric at this workshop, there will be a small class fee to cover the cost of supplies. Class fees will range from five to ten dollars depending upon the techniques participants choose to try. Please mark this date in your calendar as we are sure to have a lot of fun. Sign-up for January's workshop will begin at the November meeting.

*9th Annual
Quilt Symposium of Alabama
"Quilting in the Land of Cotton"
at
St. Bernard Retreat Center
Cullman, Alabama
June 10 - 12, 2010*


*Classes by:
Cindy Blackberg
Sally Collins
Brenda Henning
Rami Kim
Sue Nickels
Barbara Olson
Joan Shay*

FRIENDSHIP BLOCKS

We are still collecting blocks for three of our members. Use Fall colors with a neutral background. Those of you that have finished blocks, please bring them to the November meeting.

Thanks

Pamela Borders



EVENING STAR QUILT GUILD MEETING OCTOBER 1, 2009

Sara Adlman, president called the meeting to order and turned the meeting over to Jeanne Heinemann, vice president who introduced our guest speaker & fellow member, Ellen Anson.

PROGRAM....Ellen Anson presented a trunk show with quilts she brought from her home. She has been quilting for over 30 years & enjoys hand quilting and applique. She gave a very interesting talk on her quilts accompanied with the quilts themselves. She discussed drafting patterns, taking pictures and designing quilts. Ellen has also been published in McCall's Quilting Magazine and taken many ribbons on her quilts.....her talk was enjoyed by all present at the meeting...

MINUTES...Last months minutes were discussed & Jeanne Heinemann made motion that they be passed & Tamara Heinemann seconded.. Motion passed.

TREASURERS REPORT..... Mary Lane presented the treasures report.....Lura Campbell made motion that they be accepted & Mariah West seconded.....motion passed.

MEMBERSHIP.....Nancy Allain, membership chairperson announced that we had 5 new members to join. She brought to the attention of the membership that if they would like to get magnets to replace the pin backing for their existing name tags, she would be glad to furnish at a cost of \$2 a piece.

Bunny Benson won the name tag drawing.

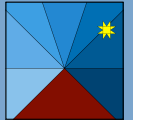
FAT QUARTER DRAWING.... There were four winners, Darlene Calfee, Sandra Ryce, Beverly Lynch and Cassady Mullinax.

STRIP CLUB.....was announced that there were 3 new members & that next months color is green..

WINTER RETREAT.....Glenda Jones spoke about the retreat that is to be held at Magnolia Park...dates for this is January 14 thru 17th. No deposit will be returned after the November meeting. Glenda encouraged folks to attend.

ANNOUNCEMENTS;

Terry Bell spoke about the class to be held on October 17th at the Shelby County Hospital meeting room. this is to start @ 9 a.m. & everyone was encouraged to bring their lunch..



EQ6 Bee...meets at Nancy Allain's home on the 3rd Thursday of each month at 6:30 p.m.

Embroidery Bee...meets at Lura Campbell's house the 1st Saturday at 10 a.m.

Block of the Month.....Ginny Stevens has done this this last year....suggestion was made from the floor that there are websites available & this could be noted in the newsletter. Also the subject of a "Challenge" for the Guild members was approached. This discussion is to be continued.

SHOW AND TELL: Last on the agenda was show & tell where members showed off their quilts.

Meeting adjourned....

Minutes submitted by Judy Buster, Secretary

This was brought to a recent meeting and the recipe was requested:

Mexican Rice

- 1 medium white onion - chopped
- 1 tablespoon olive oil
- 1 garlic clove - minced
- 1 10 ounce package of frozen corn kernels
- 1/4 pound fresh sliced mushrooms
- 2 4 ounce cans diced green chilies - drained
- 1/2 teaspoon salt
- 1/4 teaspoon ground black pepper
- 3 tablespoons fresh cilantro
- 3 cups cooked white rice
- Vegetable cooking spray
- 1 cup grated mozzarella cheese

Preheat oven to 325 degrees. Cook onion in 1 1/2 teaspoon oil over medium-high heat in large skillet until soft - about 3-5 minutes. Add the garlic and corn then cook until corn is just tender - about 3-4 minutes. Scrape mixture into a large bowl. In same skillet, cook mushrooms in remaining 1 1/2 teaspoon olive oil until mushrooms are golden - about 5 minutes. Add mushrooms to bowl with corn mixture. Add green chilies, salt, pepper, cilantro, and rice. Toss to mix thoroughly. Pour mixture into vegetable sprayed 9x13 baking dish. Sprinkle with cheese. Bake about 20 minutes.

THIS IS THE ORIGINAL RECIPE - quick, easy, and delicious!

Glenda's way: I only use Lundberg's brown and wild rice mixture. Also usually double the garlic and use real butter instead of vegetable spray. I'll sometimes use slices of mozzarella instead of grated. Then you can make it more appealing to meat eaters by adding diced ham, cooked sausage, etc..

Deadline for articles for the December newsletter is **November 23rd!!** If you have any articles for the newsletter, be sure to get them to me by then.

Visit us online at:

<http://www.esquilters.com>

Tamara

Reminder:

Please wear your name tag to the meetings so you can register for the name tag drawing when you sign in. Our numbers are growing and we want to meet each other!

Evening Star Quilt Guild
Birmingham, AL

Hello ladies. Here is a really cool website I found recently. It is a quilter doing free motion quilting, and her goal is 365 different patterns without repeating any. They are nice quality videos. Check it out. Hugs, Patty Huys <http://freemotionquilting.blogspot.com/2009/08/can-i-create-new-free-motion-filler.html>

I've had a few people's emails bounce back recently. If you have had your email address change or you simply have not been receiving the newsletter or updates, please contact me. I want to make sure that everyone is able to enjoy the guild newsletter and events, so email me if you are having any problems.

Thanks,

Tamara